




E-tech Machinery Grinder Professional

<u>Machine Features</u>	1
<u>Software</u>	2
<u>Structure Design</u>	3
<u>Specification & Floor Plan</u>	5
<u>Standard / Optional Accessories</u>	7
<u>Applicable Shape</u>	8



EGP Series EGP-2575CAM

Leading Technology & High Precision

In modern manufacturing, precision and quality are the key to success. After testing over many years, e-tech's high-precision CAM grinder are at the top of the industry in both design and manufacturing technology. They are specifically engineered for exceptional precision and efficient process of complex shapes. Whether dealing with intricate geometries or high precision dimensional tolerances, EGP-CAM series deliver perfect machining results. With a high rigidity structure and strict testing, we ensure stable precision, making the EGP-CAM series suitable for both single-piece and large-batch production. They are widely used for non-circular grinding applications.

Exceptional Preciseness, Meeting Strict Requirements

EGP high precision CAM grinder is equipped with the most advanced graphic conversational software. Except the exclusive graphic conversational software iGrind, Bosch Rexroth controller can also be equipped on the machine, offering a more flexible and diverse options for the customers. Equipped with a 0.1um resolution angle encoder, X axis linear motor, and enclosed type linear scale, it optimizes the user experience to the maximum.

Comprehensive & Multifunctional

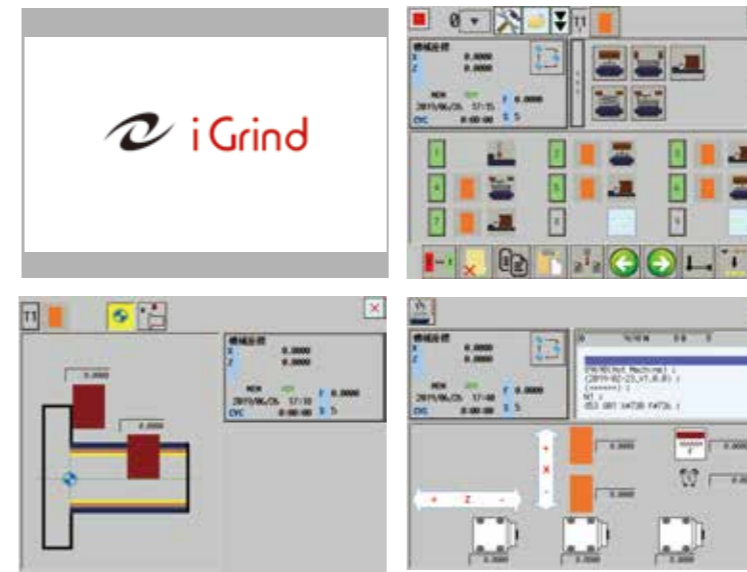
EGP-CAM the high precision, high rigidity, and high efficiency grinder is capable of handling basic external cylindrical, non-circular and irregular shapes grinding, whether for automotive, aerospace or any other critical components in high end machinery. The EGP-CAM can handle these tasks with ease.

Intelligent Automation & Enhancing Efficiency

i-Grind graphic conversational software makes operation simpler and more efficient, reducing human error and significantly increase production efficiency. The software does not require complex G, M code, making it easy to learn and operate. With the CNC control and automatic cycles, we not only reduce the cycle time, but also increase the productivity. More importantly, we can stabilize the batch grinding, and ensure consistency in the final accuracy.

Wide Application & Flexible


Whether dealing with large batch or high mix low volume production, the machine can achieve all customers' requirements. EGP-CAM series are equipped with outstanding machining performance and flexibility, which are widely used in aerospace, medical, hydraulic, molding, automotive, and critical robotic components.



- Conversational grinding function
- OD Grinding / Face Grinding /Form Grinding
- Form Grinding with Automatic wheel dressing and compensation
- Multiple step grinding
- Save and upload for grinding and dressing settings
- Graphic conversational guidance

iGrind Software features

e-tech machinery continued with years of software development, introducing i-Grind software into EGP-CAM series. It's simple, practical, and easy to use, which has the ability to achieve high efficiency and convenient tool setting operation setting on different parts. Moreover, it can pair up with variety of gauging and automation system, and etc. to advance the production.



- High Reliability and Availability
- Highly powered Speed and Torque
- Highly precise and user-friendly
- Potential for Energy Control and Management
- Compact Installation Space Requirements
- Flexible System with a Strong Protection Feature


rexroth Controller features

Modern driving strategies need to be equipped with all kinds of advantages. High efficiency, low energy consumption, high flexibility, and excellent controllability is only the basic requirement. Bosch Rexroth controls integrate the features of high flexibility, precise control, and energy control.

Structure Design

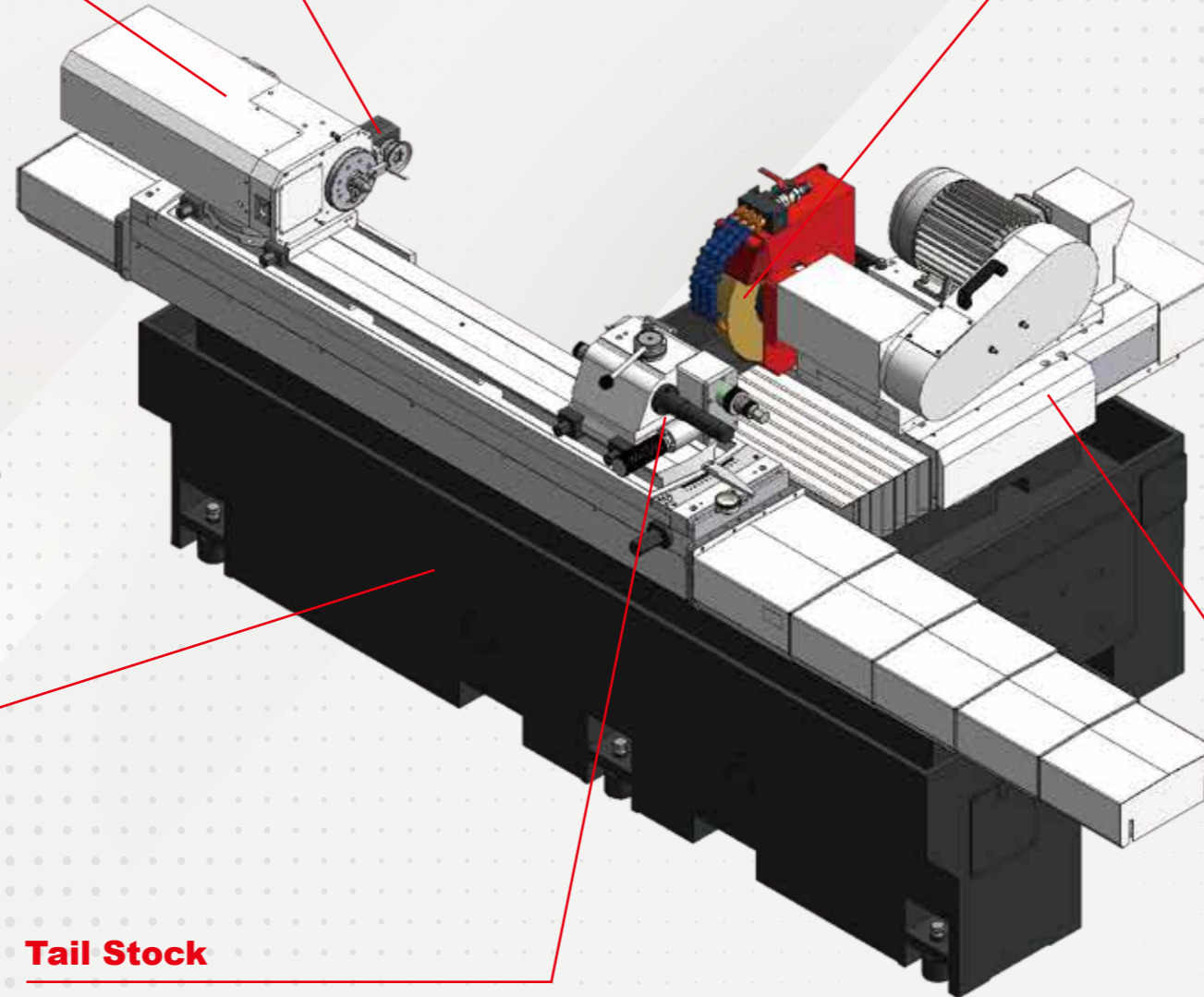
Work Head

NN bearing spindle can provide high load capacity. It's equipped with internal positive pressure to improve water proof ability, resulting in high rotary precision and high rigidity. Spindle is powered by dual servo motor. Not only keep the original fixed drive mechanism, but also with direct drive servo motor and high precision angle encoder, achieving high precision positioning control.



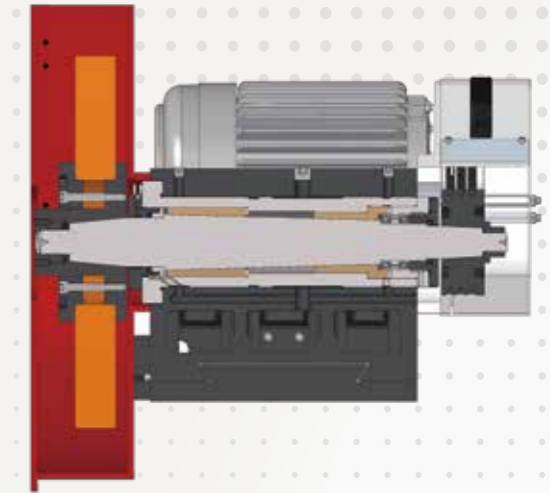
(Opt.) Diamond Roller Dressing Device

Built-in diamond roller dressing device can be equipped to reduce the interference. Also, it provides a better dressing ability when the operation is using a CBN or diamond wheel.



Wheel Head Spindle Bearing Options

- Standard** – Contact Bearing Type Spindle is easy to maintain, environmentally friendly and minimizes thermal growth issues.
- Optional** – Hydrodynamic Babbit Bearing Type Spindle applies SNM220 super alloy steel with multiple heat treatments makes the surface hardness of spindle up to HRC 62. These features ensure maximum cutting capability and best part finish performance in the grinding operation.



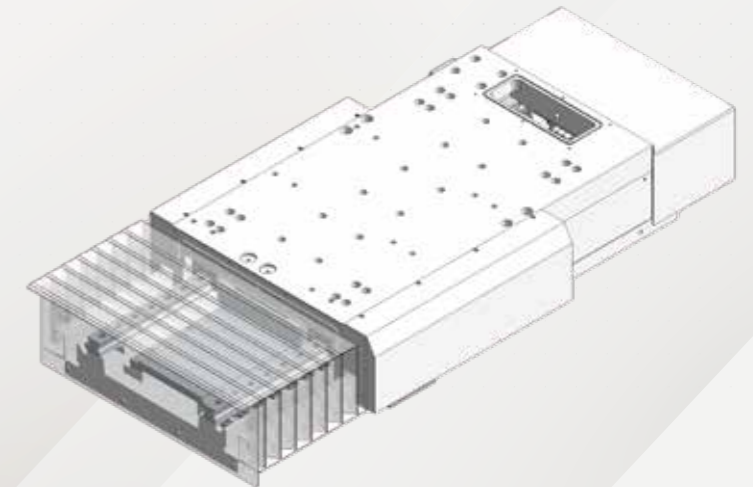
Rigid Machine Base

The heavily ribbed box-type base is made out of Meehanite casting, providing excellent rigidity and stability of the machine. Also, it is designed to ensure the table could be fully supported on both extreme ends. It not only proves the machine's rigidity, but also gives the machine better accuracy and longevity.



X-axis Guideway

Linear motor is used to drive the X axis saddle. It's equipped with internal circulating coolant, high resolution linear scale, and linear guideway to provide high power, high precision, and high response for the wheel increment.

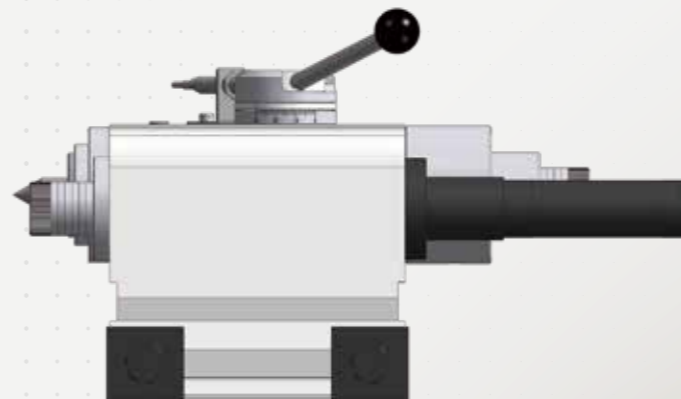


Tail Stock

A coolant nozzle is installed on the top of the tailstock for cooling the center tip. An air floating device allows for smoother movement and protection of the table.

An optional tailstock quill travel of 75mm helps to load/unload the workpiece with ease. The quill is oil-bathed to ensure smooth movement.

This is how e-tech being considerate, taking care of each and every small details.

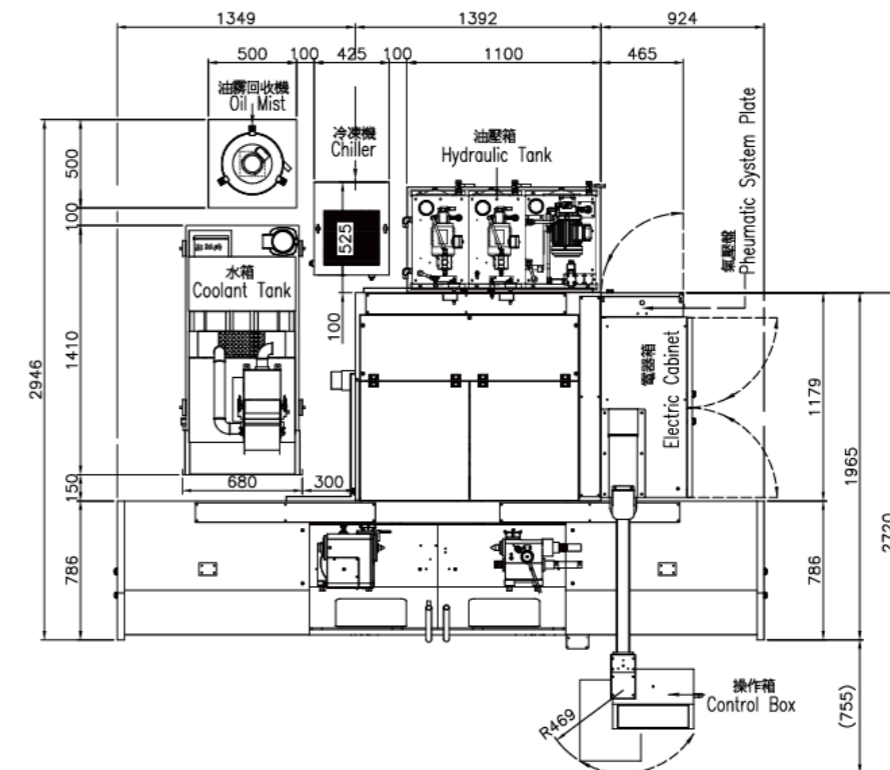
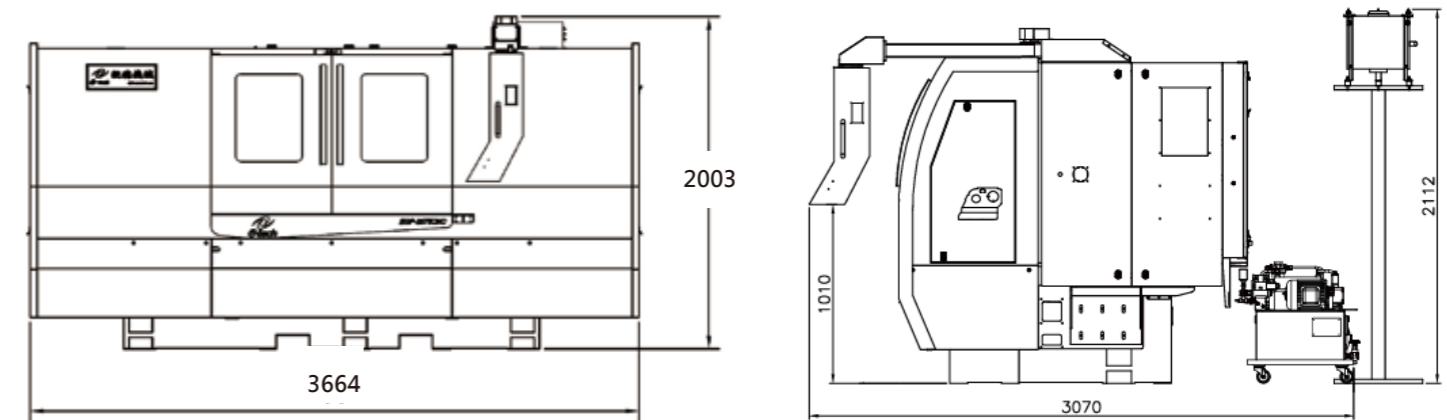


Specification

Model		EGP-2575CAMCNC	
Grinding Capacity	Swing over table	mm	Ø250
	Distance between centers	mm	750
	Max. grinding diameter	mm	Ø230
	Max. weight load between centers	kg	100
Grinding Wheel	Diameter x Width x Bore	mm	Ø355×50×φ127
	Motor rated power / max. torque	kW/Nm	3.75/13
	Max. Wheel speed	m/s	60
Workhead	Swiveling angle	deg	90
	Spindle speed (infinite variable)	rpm	800 (Fixed) 3000 (Rotary)
	Motor rated power / max. torque	kW/Nm	0.8/3.85 (Fixed) 1.69/6.0 (Rotary)
	Center taper	-	MT3 (Opt.MT4)
Tailstock	Quill travel	mm	25
	Center taper	-	MT3 (Opt.MT4)
X Axis	Travel	mm	200
	Max. rapid feedrate	m/min	10
	Linear scale resolution	um	0.05
	Min. increment	mm	0.0001
	Servo motor rated power	N	7800
Z Axis	Travel	mm	750
	Swiveling angle	deg	±7
	Max. rapid feedrate	m/min	8
	Min. increment	mm	0.0001
	Servo motor rated power	kW	1.69
Rexroth MTX Advance			
Motor	Hydraulic pump	kW	0.38
	Hydrodynamic grinding wheel spindle lubrication pump	kW	0.2
	Guideway lubrication pump	kW	0.2
	Coolant pump	kW	0.2
Machine	Net Weight	kg	4000
	Gross Weight	kg	4500
	Size	mm	3670 x 2500 x 2050



Floor Plan




Specification

Standard Accessories


- Bosch Rexroth Controller
- MPG handwheel 2 Axes control
- Grinding Wheel + Wheel Flange
- Automatic wheel speed change
- Infinite variable MT3 workhead w/servo motor
- LED working light
- Wheel Extractor
- X Axis linear scale (resolution 0.05 um)
- Standard oil cooler (cooling fan)
- Diamond Dresser and Stand
- Tools and Tool Box
- Semi-enclosed splash guard
- Carbide tip center
- Operation manual, part lists, and electrical diagram
- Electricity cabinet w/ heat exchanger
- Roller type balancing stand/arbor
- Standard coolant tank 60L/min, 140L, without filters
- Manual tailstock
- Levelling bolts and blocks
- 4-color indication signal light

Optional Accessories

- Diamond Wheel
- Diamond Roller Dressing Device
- Spare grinding wheel flange
- Wheel spindle lubrication oil cooler for hydrodynamic spindle
- Manual grinding wheel balance system (vibrator)
- Grinding wheel dynamic balance system
- Gap & crash control device
- Auto gauging device
- BS VM15 Integration system
- BS VM25 Integration system
- Touch probe
- Hydraulic tailstock (w/ foot pedal)
- Adjustable tailstock
- Z Axis linear scale (resolution 0.05 um)
- Coolant system with magnetic separator
- Coolant system with paper filter
- Coolant system with magnetic separator & paper filter
- Electrical cabinet air conditioner
- Workhead upgrade to MT4
- Tailstock upgrade to MT4
- CE standard electrical cabinet
- Workpiece carrier
- Workpiece supporting seat, 2pc / set
- 2 Point Steady Rest
- 3-point steady rest
- Manual 3-jaw scrol chuck
- Automatic 3-jaw hydraulic chuck
- Manual 4-jaw chuck
- Full-Carbide center tip
- Full-enclosed splash guard
- Oil & mist collecting system
- Transformer
- Safety door lock
- Workhead spindle adjustment arbor



Applicable Shape



* e-tech reserves the right to change specifications without notice